



Doors



WHY IS A KV CUSTOM DOOR
A GREAT DOOR FOR YOU?

“they’re as
individual

as the
people who
create them.”

Yes, each member of the KV team is backed by years of experience, but it's the commitment to craftsmanship which really make our team, and our doors, exceptional. You can choose from a range of styles, colours and details, with the confidence that it will not only compliment and elevate the architectural design of your home, but will offer protection from the elements.

It's not just our job. It's our calling.

Kevin and Vince
Owners and Partners of
KV Custom Windows & Doors





canon

Elevate your entrance with the inviting design of the Canon collection. Featuring an elegant combination of clear antique and kasumi glass with pronounced clear bevels, these doors will be the envy of any neighborhood.

MORE ABOUT THIS STYLE PAGE 18



oakhurst

Featuring granite and clear baroque rounded by clear bevels, the Oakhurst collection is an unmistakable classic. Gorgeously set, this sophisticated design will generate a stylish, welcoming atmosphere for all of your guests.

MORE ABOUT THIS STYLE PAGE 24



rexford

Whether you're entertaining guests or coming home from a long day, the Rexford collection's traditional design will be a welcome sight. Featuring an intricate combination of granite, clear baroque and clear bevels, these stylish doors will energize your home with every glance.

MORE ABOUT THIS STYLE PAGE 26



old colony

Add a new dimension to your home with the traditional and welcoming Old Colony collection. Featuring mica, clear ripple glass and lava bevels set in a beautiful diamond design, these doors make an exceptional addition to any entrance.

MORE ABOUT THIS STYLE ON PAGE 46

TABLE OF CONTENTS

DECORATIVE GLASS DESIGNS	14
	16 brighton
	18 canon
	20 dayton
	22 duncan
	24 oakhurst
	26 rexford
	28 rodeo
	30 roxbury
	32 wilshire
	34 alexandria
	36 avenue
	38 castletwood
	40 fifeshire
	42 glencarin
	44 lytton park
	46 old colony
	48 ormsby
	50 ridelle
WROUGHT IRON DESIGNS	52
	54 aldburn
	56 somerset
	58 strathallan
OBSOLETE GLASS COLLECTION	60
	clifton
	meirrose
	moreno
ONTARIO BRASS & ZINC	62
CLEARVIEW & INTERNAL GRILLS	64
VENTING UNITS	66
INTERNAL MINI BLINDS	67
GARDEN DOOR DESIGNS	68
EXECUTIVE PANELS	70
STEEL DOORS	72
FIBERGLASS DOORS	73
CAMING	74
GLASS	75
STANDARD FEATURES	76
ANATOMY	77
HARDWARE	78
TECHNOLOGY + COLOURS	79

WE RESPECT YOUR PRIVACY

KV Privacy glass monitor system provides 24-hour privacy to your home while still admitting filtered light. Enjoy the light while not allowing others to see inside. Choose your privacy level with this handy guide.

1

LIGHT

2

SEMI
LIGHT

3

SEMI

4

SEMI
MEDIUM

5

MEDIUM

6

MEDIUM
HIGH

7

HIGH

8

HEAVY



decorative glass designs

From elegant classic motifs to
stylish modern visions, our selection
of Decorative Glass Designs feature
styles for every home.

brighton

Sophisticated modern luxury.

Welcome your guests in style with the Brighton collection's vertical sophistication. An inspired combination of sandblasted, narrow reed and granite glasses align to create a high-toned, scholarly finish. Outlined with classic patina coming, the custom Brighton experience will open your home to modern luxury.

DESIGNER'S CHOICE: COLOURS

Please contact your KV Dealer for our full colour chart or visit kvcustomwd.com



76/4 2217/E/KE 76/4



2236/E/KE 2236/E/KE



V016 616



2214



2548
2-Renal E Woodgrain Fiberglass Door

PRIVACY SCALE: HIGH

7 Refer to **page 18** for our full KV Custom privacy glass monitor or visit kvcustomwd.com

OPTIONAL: FIBERGLASS

ELEGANT AND STURDY, OUR FIBERGLASS DOORS ARE AVAILABLE IN A WARM WOOD FINISH OR CLASSIC WHITE AND COME IN A VARIETY OF DESIGNS AND STYLES.

Refer to **PAGE 73** for more fiberglass information or visit kvcustomwd.com

AVAILABLE SIZES



canon



Elegant unification.

The prismatic elegance of the Canon collection unites clear antique and kasumi glass with pronounced clear bevels. Its classic, mesmerizing pattern can be banded by your choice of patina coming, adding an avant-garde touch to a classic motif.

DESIGNER'S CHOICE: COLOURS

Please contact your KV Dealer for our full colour chart or visit kvcustomwd.com



2210RECT



848

848



2214

2214



2264



2236

2-Panel Square Smooth Fiberglass Door

836

PRIVACY SCALE: SEMI

3

Refer to **page 13** for our full KV Custom privacy glass monitor or visit kvcustomwd.com

OPTIONAL: FIBERGLASS

ELEGANT AND STURDY, OUR FIBERGLASS DOORS ARE AVAILABLE IN A WARM WOOD FINISH OR CLASSIC WHITE AND COME IN A VARIETY OF DESIGNS AND STYLES.

Refer to **PAGE 73** for more fiberglass information or visit kvcustomwd.com

AVAILABLE SIZES



dayton

Layered, contemporary poise.

Broad rectangular layers combine to conjure the simplified poise of the Dayton collection. Classic, contemporary design is realized with granite glass, clear bevels and a luminating finish. For customizing, panels can be connected with your choice of zinc or patina coming to bring Dayton's magnetic spirit to the forefront.

DESIGNER'S CHOICE: COLOURS

Please contact your KV Dealer for our full colour chart or visit kvcustomwd.com



BKP 2248/E/XE BKP



764/OSO



2236 836



DG 2217 DG

PRIVACY SCALE: SEMI

3 Refer to **page 13** for our full KV Custom privacy glass monitor or visit kvcustomwd.com

OPTIONAL: FIBERGLASS

ELEGANT AND STURDY, OUR FIBERGLASS DOORS ARE AVAILABLE IN A WARM WOOD FINISH OR CLASSIC WHITE AND COME IN A VARIETY OF DESIGNS AND STYLES.

Refer to **PAGE 73** for more fiberglass information or visit kvcustomwd.com



2264 Flush Woodgrain Fiberglass Door 764

AVAILABLE SIZES



duncan

Dynamic and focused.

Focused, centered and dynamic, the Duncan collection offers a contemporary framing option with classic patina caming. From its defined, clear bevels to rain and kasumi glass panels, Duncan's pronounced borders create an impressive outline to bring life into your home's entrance.

DESIGNER'S CHOICE: COLOURS

Please contact your KV Dealer for our full colour chart or visit kvcustomwd.com



2264



2214



2217K5



2236

836



2348

3-Panel Woodgrain Fiberglass Door

PRIVACY SCALE: HIGH

7

Refer to **page 13** for our full KV Custom privacy glass monitor or visit kvcustomwd.com

OPTIONAL: FIBERGLASS

ELEGANT AND STURDY, OUR FIBERGLASS DOORS ARE AVAILABLE IN A WARM WOOD FINISH OR CLASSIC WHITE AND COME IN A VARIETY OF DESIGNS AND STYLES.

Refer to **PAGE 73** for more fiberglass information or visit kvcustomwd.com

AVAILABLE SIZES



oakhurst



Stylish, inspired comfort.

An expressive creativity defines the contours of Oakhurst's unfolding, floral inspiration. Featuring granite and clear baroque rounded by clear bevels, Oakhurst's blossoming traditional design invokes an atmosphere of encouraging positivity. Customize Oakhurst to suit your style with either patina or zinc caming.

DESIGNER'S CHOICE: COLOURS

Please contact your KV Dealer for our full colour chart or visit kvcustomwd.com



764 2210HH 764



1842OV 1842OV



2246/EXE 848/EXE



2236



842RD
Hickorygrain Parliament Cherry Grain Fiberglass Door

PRIVACY SCALE: SEMI MEDIUM

4 Refer to **page 13** for our full KV Custom privacy glass monitor or visit kvcustomwd.com

OPTIONAL: FIBERGLASS

ELEGANT AND STURDY, OUR FIBERGLASS DOORS ARE AVAILABLE IN A WARM WOOD FINISH OR CLASSIC WHITE AND COME IN A VARIETY OF DESIGNS AND STYLES.

Refer to **PAGE 73** for more fiberglass information or visit kvcustomwd.com

AVAILABLE SIZES



rexford



Traditional synergy.

Complex ideas converge in the Rexford collection, a unified body of classic, synergistic design. United by patina carving and featuring granite and clear baroque glass curved with geometric clear bevels, Rexford's traditional style will give your entrance the distinctive appearance and charm you're looking for.

DESIGNER'S CHOICE: COLOURS

Please contact your KV Dealer for our full colour chart or visit kvcustomwd.com



BKP B42FD BKP



764 2264 764



220RECT



2-Panel Plank DG



2330 3-Panel Camber Smooth Fiberglass Door

PRIVACY SCALE: MEDIUM HIGH

6 Refer to **page 13** for our full KV Custom privacy glass monitor or visit kvcustomwd.com

OPTIONAL: FIBERGLASS

ELEGANT AND STURDY, OUR FIBERGLASS DOORS ARE AVAILABLE IN A WARM WOOD FINISH OR CLASSIC WHITE AND COME IN A VARIETY OF DESIGNS AND STYLES.

Refer to **PAGE 73** for more fiberglass information or visit kvcustomwd.com

AVAILABLE SIZES



rodeo

Traditional synergy.

Rodeo's concise, modular units of sandblasted and granite glass evoke an economical post-modernism. Bold, angled panels mirror each other to reflect an intricate balance of strength and beauty. A powerful addition to any entranceway, The Rodeo collection is available with patina caming.

DESIGNER'S CHOICE: COLOURS

Please contact your KV Dealer for our full colour chart or visit kvcustomwd.com



764 764



224 224



227



2256 836

PRIVACY SCALE: HEAVY

8

Refer to **page 13** for our full KV Custom privacy glass monitor or visit kvcustomwd.com

OPTIONAL: FIBERGLASS

ELEGANT AND STURDY, OUR FIBERGLASS DOORS ARE AVAILABLE IN A WARM WOOD FINISH OR CLASSIC WHITE AND COME IN A VARIETY OF DESIGNS AND STYLES.

Refer to **PAGE 73** for more fiberglass information or visit kvcustomwd.com



1-Panel Rustic Mahogany Fiberglass Door 764

AVAILABLE SIZES



roxbury



Enchanting, flowing allure.

Open your door up to boundless possibilities with Roxbury's flowing ancestral motif. Composed of granite, clear baroque and clear bevels, Roxbury's vividly ascending pattern is available with patina or zinc coming. Enchanting and inviting, Roxbury's timeless design will add a touch of allure to your entranceway.

DESIGNER'S CHOICE: COLOURS

Please contact your KV Dealer for our full colour chart or visit kvcustomwd.com



2237EXE 764



842RD



223CH 223CH



2236 856



PRIVACY SCALE: SEMI

3 Refer to **page 13** for our full KV Custom privacy glass monitor or visit kvcustomwd.com

OPTIONAL: FIBERGLASS

ELEGANT AND STURDY, OUR FIBERGLASS DOORS ARE AVAILABLE IN A WARM WOOD FINISH OR CLASSIC WHITE AND COME IN A VARIETY OF DESIGNS AND STYLES.

Refer to **PAGE 73** for more fiberglass information or visit kvcustomwd.com



1842 CHAL, Mastergrain 3-Panel Woodgrain Fiberglass Door 764

AVAILABLE SIZES



wilshire

Precise, stylish symmetry.

Luminating, lavishly finished granite glass edged with clear bevels highlights the symmetrical precision of the Wilshire collection's contemporary design. Featuring crisp patina coming to accentuate its stylish corners, Wilshire's modern splendor will add resonance to any entrance or hallway.

DESIGNER'S CHOICE: COLOURS

Please contact your KV Dealer for our full colour chart or visit kvcustomwd.com



875 2264/EKE



764 2264 764



2217X3



2214

PRIVACY SCALE: SEMI

3 Refer to **page 13** for our full KV Custom privacy glass monitor or visit kvcustomwd.com

OPTIONAL: FIBERGLASS

ELEGANT AND STURDY, OUR FIBERGLASS DOORS ARE AVAILABLE IN A WARM WOOD FINISH OR CLASSIC WHITE AND COME IN A VARIETY OF DESIGNS AND STYLES.

Refer to **PAGE 73** for more fiberglass information or visit kvcustomwd.com



2248 2-Panel Smooth Fiberglass Door

AVAILABLE SIZES



alexandria



Inspired modern dynasty.

Like its namesake, the Alexandria collection will welcome greatness into your home. Its refined, perfectly symmetrical clear bevels conjure a dynamic sophistication to give every entrance a distinguished feel. This classic design is available with flute, kasumi and standard Patina coming, or you can choose from a wide array of glass and coming options to develop your own personal creation.

DESIGNER'S CHOICE: COLOURS

Please contact your KV Dealer for our full colour chart or visit kvcustomwd.com



846/EXE 224B/EXE 646/EXE



836/EXE



DG 220RECT DG



2264 2264



2248 2-Panel R Woodgrain Fiberglass Door

PRIVACY SCALE: MEDIUM HIGH

6

Refer to **page 13** for our full KV Custom privacy glass monitor or visit kvcustomwd.com

OPTIONAL: FIBERGLASS

ELEGANT AND STURDY, OUR FIBERGLASS DOORS ARE AVAILABLE IN A WARM WOOD FINISH OR CLASSIC WHITE AND COME IN A VARIETY OF DESIGNS AND STYLES.

Refer to **PAGE 73** for more fiberglass information or visit kvcustomwd.com

AVAILABLE SIZES



avenue

A taste of the boardwalk.

Take a walk into the modern, confident glamour of the Avenue collection. A versatile combination of clear and decorative glass (sandblasted, rain, seedy and delta s/b) unite for beautifully bold results. Available with standard Patina coming, you may also choose from our many glass and coming options to add a personal touch.

DESIGNER'S CHOICE: COLOURS

Please contact your KV Dealer for our full colour chart or visit kvcustomwd.com



848 2248 848



2214 764



764 2264 764



2248/EXE 2248/EXE



2264 Flush Woodgrain Fiberglass Door

PRIVACY SCALE: MEDIUM HIGH

6

Refer to **page 13** for our full KV Custom privacy glass monitor or visit kvcustomwd.com

OPTIONAL: FIBERGLASS

ELEGANT AND STURDY, OUR FIBERGLASS DOORS ARE AVAILABLE IN A WARM WOOD FINISH OR CLASSIC WHITE AND COME IN A VARIETY OF DESIGNS AND STYLES.

Refer to **PAGE 73** for more fiberglass information or visit kvcustomwd.com

AVAILABLE SIZES



castlewood



Classically intricate simplicity.

Welcome to the Castlewood family, where perfectly curved and shaped bevels accentuate classic, prominent design. Granite and glue chip blend with clear bevel and hammered glass to offer an intricate simplicity with effortless elegance. The Castlewood family offers zinc as its standard coming or you can experiment with our impressive variety of coming and glass options.

DESIGNER'S CHOICE: COLOURS

Please contact your KV Dealer for our full colour chart or visit kvcustomwd.com



848/EXE 18420V/EXE 848/EXE



2256 836



18420V 18420V



2248 8KP

PRIVACY SCALE: MEDIUM

5 Refer to **page 13** for our full KV Custom privacy glass monitor or visit kvcustomwd.com

OPTIONAL: FIBERGLASS

ELEGANT AND STURDY, OUR FIBERGLASS DOORS ARE AVAILABLE IN A WARM WOOD FINISH OR CLASSIC WHITE AND COME IN A VARIETY OF DESIGNS AND STYLES.

Refer to **PAGE 73** for more fiberglass information or visit kvcustomwd.com



2248 Mastergrain 5-Panel Woodgrain Fiberglass Door

AVAILABLE SIZES



A decorative stained glass design featuring a central vertical panel with a pointed, scalloped top and bottom. The design is symmetrical, with vertical and horizontal leaded glass lines forming a grid. The central panel is flanked by vertical strips of textured glass. The word "fifeshire" is written in a white, sans-serif font on a dark purple rectangular banner at the top left.



PRIVACY SCALE: HIGH

7 Refer to **page 13** for our full KV Custom privacy glass monitor or visit kvcustomwd.com

OPTIONAL: FIBERGLASS

Refer to **PAGE 73** for more fiberglass information or visit kvcustomwld.com

A dark grey door with a large oval glass window in the upper center. The window has a decorative leaded glass pattern. Below the window are two small square panels. To the right of the door is a brass handle and a lock. The door is flanked by two vertical glass panels with a similar leaded glass pattern.

DG	18420V	DG
----	--------	----



2248/EXE



764	764x2	764
-----	-------	-----



2214 2215



2236 083

The logo 'glencarin' is displayed in a white serif font on a dark purple rectangular background. The background of the entire page is a decorative, textured pattern resembling a stained-glass window or a quilted fabric, with a central vertical motif of overlapping leaf-like shapes.



Handsome, classic finesse.

The unmistakable antique finesse of the Glencarin collection evokes old-world charm while commanding attention. Featuring design brimming with a combination of hammered glass, glue chip and glue chip bevels, the Glencarin collection's reflective presence is inviting without sacrificing intimacy. Standard caming is zinc, or customize it yourself with our beautifully crafted glass and caming options.

DESIGNER'S CHOICE: COLOURS

Please contact your KV Dealer for our full colour chart or visit kvcustomwd.com



18420V 84



18420V 848 DG 2364 DG



DG	2210HM	D
----	--------	---



DG	2210HM	DG	836/836	836
----	--------	----	---------	-----



DG	2210HM	DG	836/836	836
----	--------	----	---------	-----

PRIVACY SCALE: HIGH

7 Refer to **page 13** for our full KV Custom privacy glass monitor or visit kvcustommwd.com

OPTIONAL: FIBERGLASS

ELEGANT AND STURDY, OUR FIBERGLASS DOORS ARE AVAILABLE IN A WARM WOOD FINISH OR CLASSIC WHITE AND COME IN A VARIETY OF DESIGNS AND STYLES.

Refer to **PAGE 73** for more fiberglass information or visit kvcustomwd.com

4-Panel Woodgrain Fiberglass Door



lytton park

Cylindrical modern balance.

Lytton Park's inspired, smooth design is a fusion of classic framework and modern simplicity. Taking cues from the De Stijl artistic movement, its beautifully pure, flowing motif incorporates seedy, grey baroque and granite glass complemented by clear bevels. The standard coming for Lytton Park is zinc, but you may customize it with our wide selection of alternate camings and glass options.

DESIGNER'S CHOICE: COLOURS

Please contact your KV Dealer for our full colour chart or visit kvcustomwd.com



2264



2210RECT



DG 1842OV DG



836/EXE 2236/EXE 836/EXE



2264 Flush Smooth Fiberglass Door

PRIVACY SCALE: SEMI MEDIUM

4 Refer to **PAGE 13** for our full KV Custom privacy glass monitor or visit kvcustomwd.com

OPTIONAL: FIBERGLASS

ELEGANT AND STURDY, OUR FIBERGLASS DOORS ARE AVAILABLE IN A WARM WOOD FINISH OR CLASSIC WHITE AND COME IN A VARIETY OF DESIGNS AND STYLES.

Refer to **PAGE 73** for more fiberglass information or visit kvcustomwd.com

AVAILABLE SIZES



old colony



Alluring enchantment.

There's no mistaking the timeless, unique prestige of the Old Colony collection. Mica, clear ripple glass and lava bevels complement the refined beauty of elegant, diamond design to strike an enchanting presence in any entranceway. Old Colony is available with our standard patina coming as well as customizable options for an endless suite of possibilities.

DESIGNER'S CHOICE: COLOURS

Please contact your KV Dealer for our full colour chart or visit kvcustomwd.com

PRIVACY SCALE: MEDIUM HIGH

6

Refer to **page 13** for our full KV Custom privacy glass monitor or visit kvcustomwd.com

OPTIONAL: FIBERGLASS

ELEGANT AND STURDY, OUR FIBERGLASS DOORS ARE AVAILABLE IN A WARM WOOD FINISH OR CLASSIC WHITE AND COME IN A VARIETY OF DESIGNS AND STYLES.

Refer to **PAGE 73** for more fiberglass information or visit kvcustomwd.com



2236 2236



2264 764



848 2248 848



764 2236/EYE 764



2248 Histogram 3-Panel Woodgrain Fiberglass Door 764

AVAILABLE SIZES



ormsby



Stylish, traditional hospitality.

Rich, subtle and luxurious, Ormsby's classic charm has personality in spades. Forged in hospitable design with clear bevels and glue chip glass, Ormsby's simplistic details provoke character while ensuring privacy. As a standard, the Ormsby collection features brass and zinc coming but optional customizing is available to add your own touch.

DESIGNER'S CHOICE: COLOURS

Please contact your KV Dealer for our full colour chart or visit kvcustomwd.com



2248

848



836/836



2236

2236



DG

1842OV

DG



PRIVACY SCALE: SEMI

3

Refer to **page 13** for our full KV Custom privacy glass monitor or visit kvcustomwd.com

OPTIONAL: FIBERGLASS

ELEGANT AND STURDY, OUR FIBERGLASS DOORS ARE AVAILABLE IN A WARM WOOD FINISH OR CLASSIC WHITE AND COME IN A VARIETY OF DESIGNS AND STYLES.

Refer to **PAGE 73** for more fiberglass information or visit kvcustomwd.com



1842OV
S-Panel Smooth Fiberglass Door

AVAILABLE SIZES



Open Box Transom

Half Round Transom

Extended Segment Transom

ridelle



Pomp and intrigue.

Profusely timeless patterned flair with a southern influence, the Ridelle collection defies classic convention while incorporating traditional decorative design. An attention grabbing hallway conversation starter, Ridelle's unique glass arrangement of bubble and clear swirl is accented with luxurious clear bevels. Sure to attract inspiration, Ridelle is available with standard robust zinc or patina coming.

DESIGNER'S CHOICE: COLOURS

Please contact your KV Dealer for our full colour chart or visit kvcustomwd.com



PRIVACY SCALE: MEDIUM HIGH

6

Refer to **page 13** for our full KV Custom privacy glass monitor or visit kvcustomwd.com

OPTIONAL: FIBERGLASS

ELEGANT AND STURDY, OUR FIBERGLASS DOORS ARE AVAILABLE IN A WARM WOOD FINISH OR CLASSIC WHITE AND COME IN A VARIETY OF DESIGNS AND STYLES.

Refer to **PAGE 73** for more fiberglass information or visit kvcustomwd.com



2248

2248



764

2264

764



764

EXE - 200

764



2208RECT

2248



2555

6-1/2" Woodgrain Fiberglass Door

AVAILABLE SIZES



* Due to the limited and proprietary bevels in this design, no custom sizes or modifications are available. Please contact your local KV dealer for further details.



wrought iron designs

These skillfully crafted Wrought Iron
Designs bring a robust, contemporary
confidence to your home with
masterful patterns.

aldburn



A wreath of elegance.

Inviting wrought iron twists and a romantic chinchilla backing are signatures of the Aldburn series. Fusing old-world metal and natural inspiration, this enchanting wrought iron design creates an eloquent entrance, rich with character and spirit.

DESIGNER'S CHOICE: COLOURS

Please contact your KV Dealer for our full colour chart or visit kvcustomwd.com



836/EKE 2236/EKE 836/EKE



848 2248 848



764 2264 764



2248/EKE 2248/EKE



2248
Mastergrain 2-Panel E' Woodgrain Fiberglass Door

PRIVACY SCALE: HEAVY

8 Refer to **page 13** for our full KV Custom privacy glass monitor or visit kvcustomwd.com

OPTIONAL: FIBERGLASS

ELEGANT AND STURDY, OUR FIBERGLASS DOORS ARE AVAILABLE IN A WARM WOOD FINISH OR CLASSIC WHITE AND COME IN A VARIETY OF DESIGNS AND STYLES.

Refer to **PAGE 73** for more fiberglass information or visit kvcustomwd.com

AVAILABLE SIZES



Open Box Transom

Half Round Transom

Extended Segmental Transom

somerset

Synchronized sophistication.

Inspired by today's contemporary designs with a slight flavour of old-world charm, the Somerset wrought iron collection adds sophistication and beauty to any home. The satin-etched privacy glass is the perfect way to add privacy to your home and complement the handcrafted styling.

DESIGNER'S CHOICE: COLOURS

Please contact your KV Dealer for our full colour chart or visit kvcustomwd.com



2264

2264



880 (8R)

2280 (8R)

880 (8R)



2248

2248



DG

2248/EXE

DG



2248

Mastergrain 2-Panel Rustic Cherry Fiberglass Door

PRIVACY SCALE: HEAVY

8

Refer to **page 13** for our full KV Custom privacy glass monitor or visit kvcustomwd.com

OPTIONAL: FIBERGLASS

ELEGANT AND STURDY, OUR FIBERGLASS DOORS ARE AVAILABLE IN A WARM WOOD FINISH OR CLASSIC WHITE AND COME IN A VARIETY OF DESIGNS AND STYLES.

Refer to **PAGE 73** for more fiberglass information or visit kvcustomwd.com

AVAILABLE SIZES



strathallan

Enchanting seclusion.

The charming appeal of rustic wrought iron. An inviting satin-etched privacy glass. The Strathallan collection truly turns a whisper into a bold statement. With its subtle perimeter design and small cluster details, the Strathallan will enhance the timeless appeal of your home.

DESIGNER'S CHOICE: COLOURS

Please contact your KV Dealer for our full colour chart or visit kvcustomwd.com

PRIVACY SCALE: HEAVY

8

Refer to **page 13** for our full KV Custom privacy glass monitor or visit kvcustomwd.com

OPTIONAL: FIBERGLASS

ELEGANT AND STURDY, OUR FIBERGLASS DOORS ARE AVAILABLE IN A WARM WOOD FINISH OR CLASSIC WHITE AND COME IN A VARIETY OF DESIGNS AND STYLES.

Refer to **PAGE 73** for more fiberglass information or visit kvcustomwd.com



764 2264 764




2264 2264 2264



DG EKE - 300 2248



2248 2248 2248



2238 5-Ringlet Camber Woodgrain Fiberglass Door

AVAILABLE SIZES



Open Box Transom

Half Round Transom

Extended Segmental Transom

obscure glass collection



Confident and intriguing, our Obscure Glass collection will make a distinguished impression in any entrance or hallway with three unique frame styles - Moreno, Melrose or Clifton, each with their own personality. Moreno's contemporary obscure style frames an entrance with mystique and tinted screen dot glass for unobtrusive tranquility. Melrose incorporates a brisk and hazy rooftop glass pattern with hints of art nouveau for coordinated, modern simplicity that welcomes natural light without sacrificing privacy. And Clifton features textured and smoky quattro glass blended seamlessly with contemporary style for a defined, unique and refreshing look.

clifton

PRIVACY SCALE: HIGH

Full privacy glass monitor on [page 13](#)



Decorative Glass Detail



2236



764/LINEA



764 2264

AVAILABLE SIZES



melrose

PRIVACY SCALE: HIGH

Full privacy glass monitor on [page 13](#)



Decorative Glass Detail



2210RECTX4



764/OSO



764 2248


AVAILABLE SIZES




moreno

PRIVACY SCALE: HIGH

Full privacy glass monitor on [page 13](#)



Decorative Glass Detail



2217X3



2214



764 836X2

AVAILABLE SIZES



ontario brass & zinc



The Ontario Brass or Zinc Collection is available in three distinct models. The Bedford, Dunvegan, and Caldo designs each offer a distinctly Ontario-inspired look. By combining brass or zinc caming and clear delicate bevels, the Bedford is simple and distinguished. By combining brass or zinc caming with clear riple and glue chip glass, the Dunvegan is a simple yet private design. With subtle, clear diamond bevels and glue chip glass, the Caldo decorative design offers a true Ontario feel. All of the Ontario Brass or Zinc Collection is designed to be simple, subtle, and will add elegance to any entrance system.

bedford

PRIVACY SCALE: LIGHT

Full privacy glass monitor on **page 13**



2264/2064	764	2210HM	2236	836
-----------	-----	--------	------	-----

AVAILABLE SIZES

dunvegan

PRIVACY SCALE: MEDIUM HIGH

Full privacy glass monitor on **page 13**



2236	2248	848	2210HM	764	836/836
------	------	-----	--------	-----	---------

AVAILABLE SIZES

caldo

PRIVACY SCALE: MEDIUM HIGH

Full privacy glass monitor on **page 13**



2236 2210HM 764 2248 848 2057OV

AVAILABLE SIZES

clearview & internal grills




The Clearview and Internal Grill Collection is timeless, with traditional designs that feature high-performance Low 'E', Argon and Super Spacer glass. With the industry's largest selection of internal and external grills, you can't go wrong. Finish your home, your way by choosing the recommended door lite designs or customizing them to meet your specific needs.

INTERNAL AND EXTERNAL GRILLS

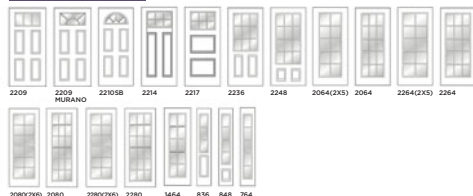


The options are endless. Beside what you see here, KV Custom Windows & Doors can also create an original door to fit perfectly with your home. Twotone grills available in 1/4" x 5/8" and 3/8" x 5/8". All internal two-tone grills are available in all 31 standard colours or custom colours.

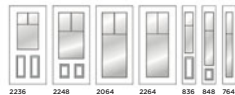
CLEAR LOW 'E' ARGON DOORLITE



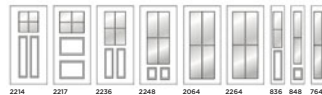
COLONIAL GRILL PATTERN



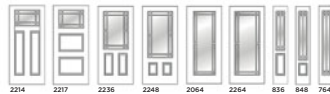
COUNTRY STYLE GRILL




CLASSIC GRILL



PRAIRIE PATTERN GRILL



HANGING GRILL PATTERN



DIRECT GLAZE



TRANSOMS



All grills can be customized to any pattern. Please contact your local dealer for further details.

venting units

The KV Venting Collection allows for fresh air circulation, featuring traditional styling. The doorlites are user-friendly and are virtually maintenance-free. The elevation series is standard in all 2236, 2248, 2064 and 2264 vents. The elevation vent is a unique venting unit with a weight balancing system. This ergonomic doorglass opens and closes easily as a result of this balancing system, which allows for better control and safer operation.



Please see your local KV dealer for additional venting unit designs.

internal mini blinds



Simple and beautiful describes the KV Internal Mini Blind collection. With blinds built into the glass, you get controlled privacy with a maintenance-free mini blind. Our Internal Mini Blind collection features all the standard doorlite and sidelite sizes, and comes standard with the raise, lower and tilt feature. Refined luxury at its best.



2236

836

2248

848

2264

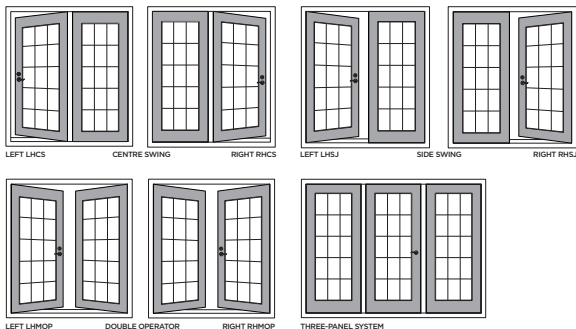
764

garden door designs

Bring the outdoors in with KV's garden door collection. Crafted with functionality in mind, these doors are designed to replace existing sliding patio doors, creating an easy access to your outdoor living space. With one side fixed and one side operating, this collection is designed to be customized for your individual needs.



HINGE OPTIONS - VIEWED FROM OUTSIDE



designed by you

Get creative and add your own personal touch to any KV garden door with our customizable options.



Clear LE/AR



15 Lite & Flat Internal Grill LE/AR



15 Lite Bedford



2264 Strathallan



Clear Vent LE/AR



Clear Vent Internal Grill LE/AR

TWO-PANEL FACTORY WHITE OR PAINTED DOORS

SIZE	OPERATOR	DIMENSIONS
5'	Single	59 3/4" x 79 1/2"
5'	Double	60" x 79 1/2"
6'	Single	71 3/4" x 79 1/2"
6'	Double	72" x 79 1/2"

THREE-PANEL FACTORY WHITE OR PAINTED DOORS

SIZE	OPERATOR	DIMENSIONS
5'	Single	90" x 79 1/2"
5'	Double	90 1/4" x 79 1/2"
6'	Single	108" x 79 1/2"
6'	Double	108 1/4" x 79 1/2"



Mini Blind

Please specify your preferred hinge option (see diagrams) when ordering. Three or four-panel systems are also available. All garden door systems come standard with a rolling screen. The examples shown above are only a few designs. Customize your door with using any glass design or create your own.

executive panels



Only the best

Elegantly designed with high definition panels, the KV Executive Door collection delivers sophistication and beauty. To further enhance the rich design of these doors, choose from one of our stunning decorative or wrought iron glass collections.



836/EXE

2236/EXE

836/EXE



764

EXE-100

764



2248/EXE

2248/EXE



DG

EXE-300

DG



848/EXE

2248/EXE

848/EXE




EXE-500

EXE-500

steel doors

Our steel doors are available in a beautiful warm white with memorable designs embossed directly into the door. With no risk of water infiltration and excellent thermal insulation, our steel doors will be a modern addition to your home.



FLUSH

4-PANEL

6-PANEL

2-PANEL SQUARE

2-PANEL CAMBER




2-PLANK PLANK

3-PANEL

2-PANEL

PARLIAMENT

VICTORIA



SYDNEY

LINEA

OSO

VOG

FLUSH

REVERSIBLE

3-PANEL

fiberglass doors

Our fiberglass doors are available in a warm wood finish or classic white and available in a large range of designs and styles. They are as elegant as they are sturdy, handling the harsh Canadian climate without cracking, warping, or rusting.

79" WOOD GRAIN DOOR STYLES



FLUSH
82" x 30" x 1 3/4"
WOOD GRAIN

4-PANEL
82" x 30" x 1 3/4"
WOOD GRAIN

6-PANEL
82" x 30" x 1 3/4"
WOOD GRAIN

2-PANEL SQUARE
82" x 30" x 1 3/4"
WOOD GRAIN

2-PANEL CAMBER
82" x 30" x 1 3/4"
WOOD GRAIN


2-PANEL SQUARE
82" x 30" x 1 3/4"
WOOD GRAIN

2-PANEL CAMBER
82" x 30" x 1 3/4"
WOOD GRAIN

2-PANEL CAMBER
82" x 30" x 1 3/4"
WOOD GRAIN

2-PANEL CAMBER
82" x 30" x 1 3/4"
WOOD GRAIN

2-PANEL CAMBER
82" x 30" x 1 3/4"
WOOD GRAIN



2-PANEL CAMBER
82" x 30" x 1 3/4"
WOOD GRAIN

2-PANEL SQUARE
82" x 30" x 1 3/4"
WOOD GRAIN

2-PANEL CAMBER
82" x 30" x 1 3/4"
WOOD GRAIN

2-PANEL SQUARE
82" x 30" x 1 3/4"
WOOD GRAIN

2-PANEL CAMBER
82" x 30" x 1 3/4"
WOOD GRAIN


2-PANEL SQUARE
82" x 30" x 1 3/4"
WOOD GRAIN

2-PANEL CAMBER
82" x 30" x 1 3/4"
WOOD GRAIN

2-PANEL CAMBER
82" x 30" x 1 3/4"
WOOD GRAIN

2-PANEL CAMBER
82" x 30" x 1 3/4"
WOOD GRAIN

2-PANEL CAMBER
82" x 30" x 1 3/4"
WOOD GRAIN



2-PANEL CAMBER
82" x 30" x 1 3/4"
WOOD GRAIN

2-PANEL SQUARE
82" x 30" x 1 3/4"
WOOD GRAIN

2-PANEL CAMBER
82" x 30" x 1 3/4"
WOOD GRAIN

2-PANEL SQUARE
82" x 30" x 1 3/4"
WOOD GRAIN

2-PANEL CAMBER
82" x 30" x 1 3/4"
WOOD GRAIN

2-PANEL SQUARE
82" x 30" x 1 3/4"
WOOD GRAIN

2-PANEL CAMBER
82" x 30" x 1 3/4"
WOOD GRAIN

2-PANEL CAMBER
82" x 30" x 1 3/4"
WOOD GRAIN

2-PANEL CAMBER
82" x 30" x 1 3/4"
WOOD GRAIN

95" WOOD GRAIN DOOR STYLES



FLUSH
95" x 30" x 1 3/4"
WOOD GRAIN

4-PANEL
95" x 30" x 1 3/4"
WOOD GRAIN

6-PANEL
95" x 30" x 1 3/4"
WOOD GRAIN

2-PANEL SQUARE
95" x 30" x 1 3/4"
WOOD GRAIN

2-PANEL CAMBER
95" x 30" x 1 3/4"
WOOD GRAIN

2-PANEL SQUARE
95" x 30" x 1 3/4"
WOOD GRAIN

2-PANEL CAMBER
95" x 30" x 1 3/4"
WOOD GRAIN

2-PANEL CAMBER
95" x 30" x 1 3/4"
WOOD GRAIN



2-PANEL CAMBER
95" x 30" x 1 3/4"
WOOD GRAIN

2-PANEL SQUARE
95" x 30" x 1 3/4"
WOOD GRAIN

2-PANEL CAMBER
95" x 30" x 1 3/4"
WOOD GRAIN

2-PANEL SQUARE
95" x 30" x 1 3/4"
WOOD GRAIN

2-PANEL CAMBER
95" x 30" x 1 3/4"
WOOD GRAIN

2-PANEL SQUARE
95" x 30" x 1 3/4"
WOOD GRAIN

2-PANEL CAMBER
95" x 30" x 1 3/4"
WOOD GRAIN

2-PANEL CAMBER
95" x 30" x 1 3/4"
WOOD GRAIN

Please note: Not all of our available Fiberglass Panels are shown here. For more information, please contact your local K-V dealer.



Whether you want a traditional look or oldworld charm, the coming colour can make all the difference in your design. Pick the finish you want, and KV will custom build the doorlite to meet your specific needs.



BRASS



SATIN NICKEL



BLACK CHROME



PATINA

The possibilities are endless with all of the beautiful available glass options. Each decorative glass pattern can be customized to meet your specific design needs. Choose the pattern and the glass you want, and KV will custom build your doorlites. Select from the wide-range of glass textures and degree of privacy of your preference. The privacy rating is ranked from 1-8 based on visibility.



CLEAR BEVEL

1



CLEAR BAROQUE

1



SEEDY

2



CLEAR WATER

2



REEMED 1"

2



GREY BAROQUE

2



GREY WATER

2



BLACK BAROQUE

3



KRINKLE

4



NARROW REEMED

4



DELTA CLEAR

5



CHORD

5



NIAGARA

5




BRONZE CATHEDRALE

6



GREY CATHEDRALE

6



DELTA FROST

6



GLUE CHIP

6



TAFFETTA

6



DELTA LISTRAL

7



MINISTER

7



OCEANA

7



GRANITE

7



HAMMERED

7




SPARKLOTE

7




CLEAR CHINCHILLA

7



LISTRAL

7



ACID ETCH

8



PINHEAD

8

Coming Disclaimer: Coming finishes can vary slightly in production. Please see your local KV dealer for colour and finish samples. Coming colours above are representations only. Privacy rating disclaimer: This index is subjective. It should be used as a point of reference only.

standard features

anatomy

From frames to hardware, KV custom doors are comprised of many different elements. For a better understanding of the options available to you, take a closer look at the components below.

A PREMIUM WEATHERSTRIPPING

- A COMBINATION OF MAGNETIC AND COMPRESSION OR ALL COMPRESSION CONFIGURATION IS STANDARD ON ALL KV CUSTOM DOOR SYSTEMS.
- Magnetic weatherstripping will engage your door to create a positive seal.
- Compression weatherstripping will expand to create a positive seal.
- Will not shrink.
- Serves as a barrier between you and the elements.

B FIP FRAME (STANDARD RAW OR PRIMED)

- 4" x 1" x 1/8" OR 6" x 1" x 3/16" FIP FRAME IS STANDARD ON ALL KV CUSTOM DOOR SYSTEMS.
- Eastern White Pine adds extra strength to keep the wood frame from warping or cracking.
- All joints are available in new or pre-milled and with options to Vinyl Clad, Oak Veneer or Solid Oak.
- Optional 1 1/2" frame thickness (limitations apply).
- Made from North American hard selected pine species.

C SEAMLESS DOORLITE FRAME

- STANDARD ON ALL NON-SHARED DOORLITES.
- Calculate Extruded PVC and frame miter for a maintenance free weatherproof double frame.
- Colonial design enhances the beauty of the door system.
- Dual seal interior flexible creates positive water seal.
- Interior screen cover eliminates any visible screen slugs.

D EXTRUDED VINYL DOOR FRAME

- MULTI CAMBERED EXTRUSION FOR STRENGTH, DURABILITY AND ENERGY EFFICIENT FOUR STANDARD FRAME DEPTHS: 4" x 1", 5" x 1", 6" x 1" & 7" x 1".
- Installation strip conceals all screen used for installation.
- Co-extruded flexible for water tight seal.
- Available in standard white (60 & 150).
- Can be painted to match any finish.

E BALL BEARING HINGES STANDARD

- BRASS, SATIN NICKEL, BLACK CHROME, OR ANTIQUE BRONZE FINISHES ARE STANDARD ON ALL KV CUSTOM DOOR SYSTEMS.
- 2.5mm metal sets smooth hinge action.
- No metal to metal contact.
- Optimal decorative sleeve top.

F WOOD LOCK BLOCK

- A 1" WOOD LOCK BLOCK IS STANDARD ON ALL KV CUSTOM DOOR SYSTEMS.
- Reinforces the lock area of the door slab.
- Allows for a full range of grip sets and knobs.

G DOOR VIEWER

- ADDS AN ELEMENT OF SAFETY WITH WIDE ANGLE VIEWING.
- 200 Degree Visibility.
- Free Bezel.
- Available in Satin Nickel & Brass.

H KV CUSTOM PATENTED SECURITY BAR

- THIS BAR IS MOUNTED INTO THE INTERIOR JAMB AND POSITIONED BEHIND THE DEAD BOLT AND HANDLE USING FOUR FOUR RICH SCREWS.
- 2 exterior force is applied to the door, the security bar's reinforcement of the jamb helps to prevent the jamb from splitting.

I LOW PROFILE SILL OPTIONS

- 1" x 1" L-FIXED SILL IS OPTIONAL ON ALL KV CUSTOM DOOR SYSTEMS.
- Low profile sill is perfect for retrofit application where interior crown height is required to be as low as possible.
- The aluminum and vinyl sill is thermally broken to eliminate any frost or cold transfer.
- Special and slip sill design.
- Available finishes include Mill, Satin Nickel and Bronze.

J EXTRUDED PVC BRICKMOLD

- MULTI CAMBERED EXTRUSION WITH BRICKMOLD.
- Welded Corner for strength and durability.
- 2 depth hole necessary to give it a positive water tight fit.
- Wood filled for storm door application.

K DOOR SLAB

- 24 GAUGE HOT-DIPPED GALVANIZED STEEL.
- Provides long lasting performance and resistance against rust and corrosion.
- Standard factory white finish.
- Solid Polyurethane foam core to fill air space and provide insulation and stability.
- Continuous welded thermal break around perimeter of door to help eliminate hot and cold transfer and prevent frost and condensation.

M HIGH PROFILE SILL

- 3" x 1" FIXED ALUMINUM SILL IS STANDARD ON ALL KV CUSTOM DOOR SYSTEMS.
- The aluminum and vinyl sill is thermally broken to eliminate any frost transfer.
- Textured profile to help assist in anti-slip surface.

N WEATHER RITE ADJUSTABLE SWEEP

- ALL KV CUSTOM DOOR SYSTEMS COME STANDARD WITH THE NEWLY DESIGNED MULTI-PIECE WEATHER RITE SWEEP.
- Designed to integrate with the sill profile to offer superior fit and performance.
- Multi-finned design to create positive seal against the elements.
- Exterior co-extruded fin to help eliminate any exterior moisture from entering.
- Interior screen cover to help enhance the interior finish.
- Fully adjustable and easy to replace.





DECORATIVE BRICK MOLDS

These exterior accessories will add even more beauty, value and efficiency to an already outstanding door.

- For brick - to - brick applications or new construction.
- Made from 100% virgin vinyl.
- Optional brick molds used to create a clean, finished exterior appearance.
- 100% maintenance-free.

AVAILABLE IN AN ARRAY OF SIZES:

- 1 5/8" Double Beaded
- 1 1/4" Standard
- 1 1/4" Siding
- 1 1/4" Contoured
- 1 1/4" Flush
- 7/8"
- 2" Stepped
- 2 1/2" Siding
- 3 1/2" Stepped
- 3 1/2" Contoured



GRIPSETS

ELITE SERIES

Inspired by the clean lines and understated elegance of classic Canadian architecture, the Elite Series brings glamour and simplicity to your front entrance. Choose from one of our seven optional finishes to make a dramatic statement for your home.



HANDEN NASHVILLE SARATOGA MELROSE WILLSIRE RICHMOND

HERITAGE SERIES

For a timeless appeal the Heritage Series combines ornate curves with a hint of contemporary boldness. Whether you prefer a sweeping handle or prominent knob, the design harnesses old-fashioned workmanship. Choose from one of our seven optional finishes to make a dramatic statement for your home.



MELROSE WILLSIRE RICHMOND

LEVERS & KNOBS

Available for Elite and Heritage Series as Passage Kits, Keyed Passage Kits or Interior Trim Kits.



WAVELY PROVIDENCE NORWICH EGG MILANO CORTINA RUSTIC TORINO

AVAILABLE FINISHES

Choose a personalized finish for your handle set to add unexpected charm to your door. With seven optional finishes, pick from antique to modern for a stylish entryway.




BRASS SATIN NICKEL ANTIQUE NICKEL MATTE BLACK

DEADBOLTS, ELECTRIC KEY PADS & MULTI-POINT LOCKING SYSTEMS



REGULAR REGULAR DB



MODERN KEYPAD LEVER SET MODERN KEYPAD DEADBOLT

MULTI-POINT LOCK SYSTEM

KV's "Multi-point lock system" activates automatically. By simply closing the door the upper and lower 3/4" (20mm) latches will engage and become 2 additional deadbolts for maximum security. Your closed door is always protected against warping. The door is locked when you simply turn the knob or key, engaging the 1" central deadbolt.



ASTRAGAL MORTISE LOCK SYSTEM

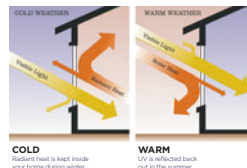
The Astragal Mortise lock comes standard on all KV double doors which are fitted with the optional Multi-point locking system. The Astragal Mortise lock engages a high security steel flush bolt system with the flick of one simple lever. For more information on our Multi-point & Astragal Mortise lock systems, please contact your local KV dealer.



KEEP THE WARMTH WHERE IT BELONGS

Double Low "E" - 71/38

Double Low "E" glass provides year-round savings and comfort. It's the clearest and highest-performing glass available, with layers of transparent silver that allow the glass to reject the sun's heat in the summer and reflect furnace heat back into your home in the winter.



CONDENSATION-FREE FOR YEARS TO COME

White "S" Class Super Spacer

With Super Spacer your door lights will remain condensation-free for many years to come. Condensation occurs first around the door light's edge where surface temperatures are coldest. If a standard "aluminum" spacer exists, condensation will form on the glass edge when temperatures fall, even if there is minimal humidity indoors. Yet, with Super Spacer, the problem is virtually eliminated.



A good reason to choose KV

The Energy Star program helps homeowners make educated choices when purchasing new doors. Canada is separated into four geographical regions, each with its own standard on energy efficiency. KV Custom Windows and Doors complies with all four regions and offers maximum insulation during the coldest winters, hottest summers, and every day in between.



Our products meet the Energy Star program guidelines for helping businesses and individuals protect the environment through superior energy efficiency.



KV Custom Windows & Doors offers a Lifetime Warranty on the solid PVC white and cream colours against blistering, peeling, flaking, cracking or fading. Windows and doors with exterior paint have a 15-year warranty.

EXPRESS YOUR POINT OF VIEW

Colours that last

All of our doors are available in solid PVC white 136 or white 141. As an option, the interior and exterior can be painted with a finish in 31 standard colours. Ask about KV's customizing capabilities and we'll match any colour you desire. KV Custom Windows & Doors solid colours are extruded with the pigment throughout the profile, and our painted finish uses a premium paint formula for fade resistance and colour retention. Plus, our water-based paints are environmentally responsible.

Disclaimer: The colours shown are for representation only please refer to the KV colour chart to obtain accurate colours.

OPTIONS

KV BLACK
KV RED
KV CHARCOAL GREY
KV PEBBLE
KV BURGUNDY
KV BUTTER



pvc · wood · steel · fiberglass

430 Norfinch Drive, Toronto,
ON M3N 1Y4 Canada

t.1.855.661.3667

416.661.3667

f.1.855.661.3662

416.661.3662

www.kvcustomwd.com



MADE IN CANADA



Intertek



NAFS CERTIFIED
NORTH AMERICAN FINESTRATION STANDARD